SIAMP
Monaco

NOTICE D'INSTALLATION
ABATTANT À CHARNIÈRES INOX AVEC FERMETURE RALENTIE ET DÉCLIPSABLE

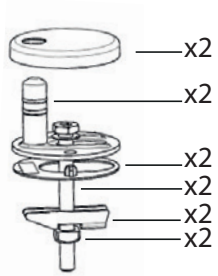

1

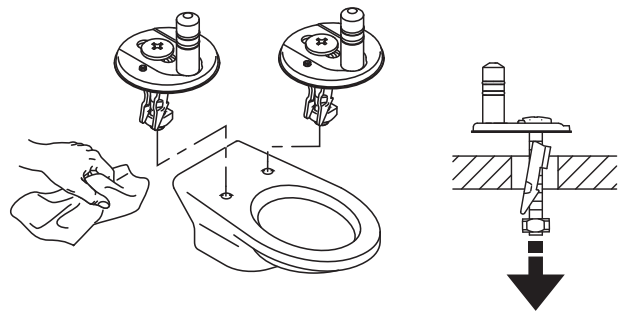

Positionner les charnières

2

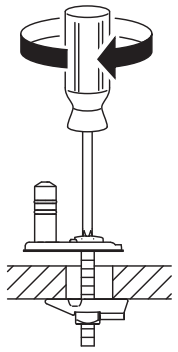

Ne pas visser complètement les charnières à cette étape pour le réglage

3

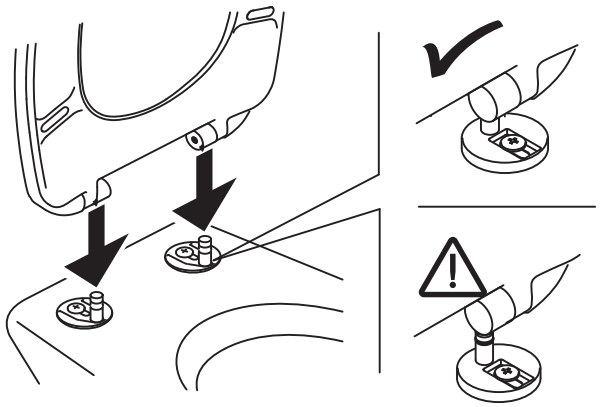

Positionner l'abattant

4

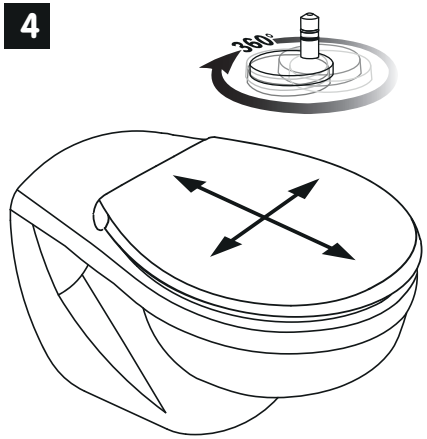

Ajuster l'abattant pour venir recouvrir la cuvette

5

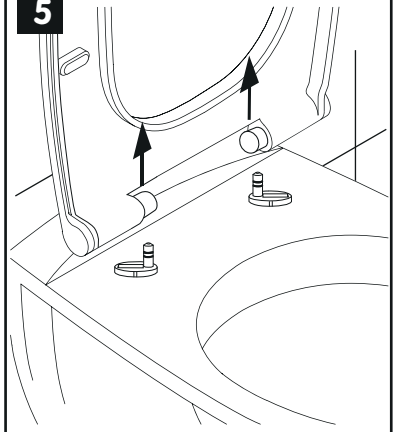

Enlever l'abattant

6

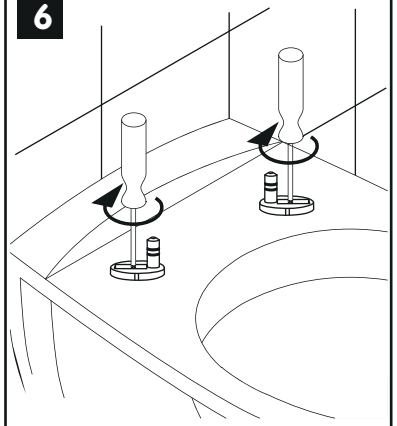

Visser complètement les charnières

7

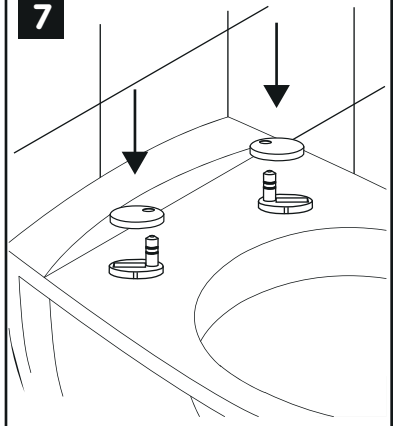

Positionner les caches charnières

8

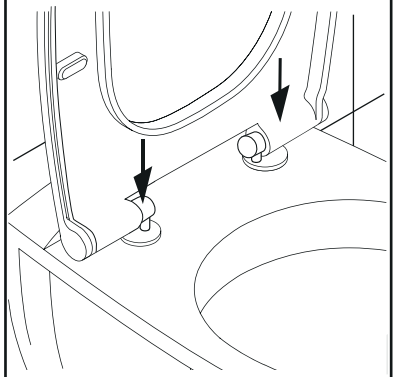

Positionner l'abattant

SIAMP
Monaco
4, quai Antoine 1er - BP 219 - MC 98007 MONACO Cedex
Fax : +377 92 05 71 04 / Email : contact@siamp.com / Web : www.siamp.com

Ref. : 10 0060 52